

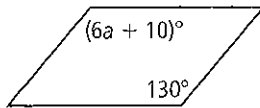
# GEOMETRY

Name: \_\_\_\_\_ Date: \_\_\_\_\_ Per.: \_\_\_\_\_

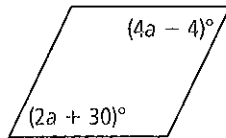
## 4.6: Algebra meets geometry

Algebra Find the value(s) of the variable(s) in each parallelogram.

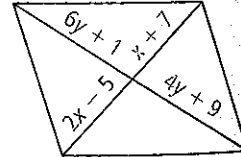
25.



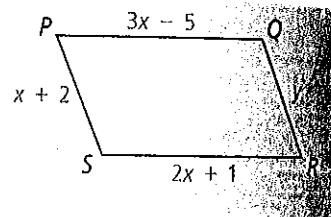
26.



27.

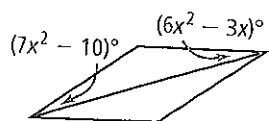


For what value of  $y$  must  $PQRS$  be a parallelogram?

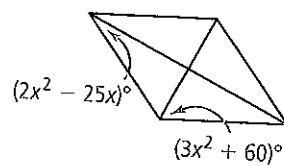


**Algebra** Find the value of  $x$  in the rhombus.

53.

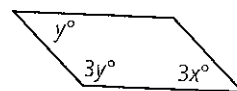


54.



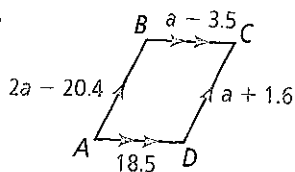
© 28. **Think About a Plan** What are the values of  $x$  and  $y$  in the parallelogram?

- How are the angles related?
- Which variable should you solve for first?

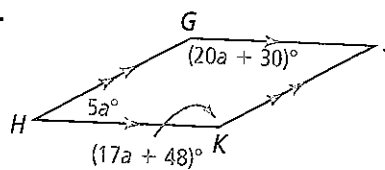


**Algebra** Find the value of  $a$ . Then find each side length or angle measure.

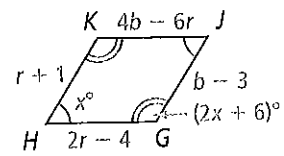
29.



30.



- 47. Algebra** Find the angle measures and the side lengths of the rhombus at the right.



1. Use the diagram at the right. For what values of  $x$  and  $y$  must  $EFGH$  be a parallelogram?

